

## SYLVANIA MODELS

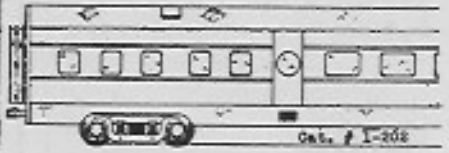
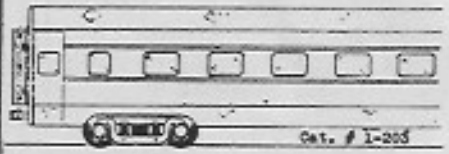


We feel that these "S" Gauge Streamline Passenger Car Kits are the finest available at the present time. The body of these cars is a one piece Aluminum Alloy extrusion with integral window strip and floor support grooves.

These kits include extruded magnesium streamline fairing strips with truck clearances punched out, high quality pressure cast ends, full working molded rubber diaphragms, (another Midgauge original), wood floor, acetate window strips,

all hardware and complete, easy-to-follow, exploded type instructions. Our standard 4 wheel, high speed Commonwealth Passenger Trucks are part of this kit. Cars are modeled after 80' prototype and are 15" long over the ends. 67' Baggage Cars are 12½" long. The rear end of the Observation-Lounge is a simple 3 piece assembly, and material is included for a radio antenna in this kit.

Seven types of cars are available, and while they are not modeled after the equipment of any specific railroad, with

proper painting and lettering they will serve as a close replica of the smooth type streamline trains operated by many of the larger railroads. The Pennsylvania, New York Central, Great Northern, Illinois Central, Chicago and Northwestern and Union Pacific are some of the roads operating this type equipment.



Cat. No. 1-200  
67' Baggage Car Kit ..... \$7.75

Cat. No. 1-201  
Baggage-Tavern-Lounge (Combine) 7.75

Cat. No. 1-202  
Diner ..... 7.75

Cat. No. 1-203  
18 Section Roomette ..... 7.75

Cat. No. 1-204  
Coach with Windows in Pairs .... 7.75

Cat. No. 1-205  
Double Window Coach ..... 7.75

Cat. No. 1-206  
Observation-Lounge ..... 8.75

Cat. No. 1-207  
Tinplate Baggage Car Kit ..... 6.25

Cat. No. 1-208  
Tinplate Coach-Double Windows.. 6.25

Cat. No. 1-209  
Tinplate Coach-Windows in Pairs .. 6.25

Cat. No. 1-210  
Tinplate Observation-Lounge ..... 7.25

(Prices of above kits include trucks and decals)




End view of extruded aluminum alloy coach body section showing window strip and floor support grooves. Patents pending.


For those who prefer to operate 3/16" scale equipment on Tinplate Track, we offer a line of four special short streamline cars equipped with tinplate trucks and couplers. They are all scale 67" (12½") long and will negotiate the shorter radius tinplate curves with ease. With the exception of trucks and bolsters, and a lesser number of windows, these "shorties" are identical in design with our full scale streamliners.

**SPECIAL!** 67' Shorties available with scale trucks, couplers, fairings, etc., for full scale operation. Same price as 80' cars.

### S GAGE STREAMLINE PASSENGER CAR KITS



1-204



1-206